



A-TAP™ TECHNIQUE

Designed to reduce the number of steps for practitioners and improve the patient treatment experience, A-Tap™ facilitates intra-articular injections by allowing aspiration and injection to be done with the same device.




Enables two procedures with one



Reduces procedure time



Minimizes needle movement



Enhances accuracy

SAFE
SWIFT
SIMPLE

Features

Easy to use

Improves comfort for both physician and patient.

Intuitive design

Streamlines number of steps and reduces procedure time.

One needle stick for two procedures

Minimizes needle movement and improves patient injection experience.

Simplified synovial fluid aspiration

Facilitates the process of injection site confirmation.

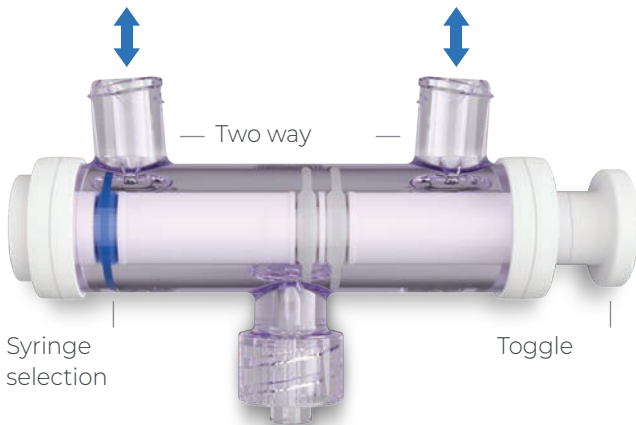
Supporting "Best Practice" recommendations*

Increases efficacy of the hyaluronic acid or drug.

Closed system

Comparison to existing options

	A-Tap™	Fluoroscopy	Ultrasound
Real-Time monitoring	+	-	-
No radiation	+	-	+
Reduced cost	+	-	-
Minimal workflow impact	+	-	-



* OsteoArthritis and Cartilage (2006) 14: Placement of intra-articular injection verified by the backflow technique.

**ACSM's Sports Medicine: A Comprehensive Review 2012 Francis G. O'Connor I pg.126.

This Device is not available for sale. Not FDA cleared or CE approved.

Safe, Swift & Simple

- Intuitive Design: Press the toggle slider to choose which side of the device you want to activate
- Colored O-Ring easily identifies device's active side
- Low friction slider - easy to actuate, even under high pressure
- Withstands pressures up to 100 PSI

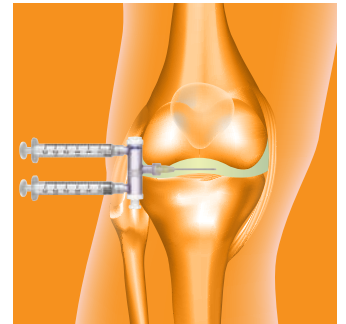


Press left toggle to activate left

Press right toggle to activate right



Successful treatment
facilitated by simple injection site confirmation



Failed treatment
20% of injections miss the correct site, failing to deliver medication and failing to provide pain

